


Course Outline	
DSGN6099 Drawing I (3)	
Effective Date 01 September 2017	Study Program Visual Communication Design Revision 2

1. Course Description

This course comprises the understanding of drawing, perspective views, and ideal proportion of human figure. This course gives students basic knowledge and understanding in how to see objects in the drawing needs. This course is a basis in lectures of Visual Communication Design

2. Graduate Competency

Each course in the study program contributes to the graduate competencies that are divided into employability and entrepreneurial skills and study program specific outcomes, in which students need to have demonstrated by the time they complete their course.

BINUS University employability and entrepreneurial skills consist of planning and organizing, problem solving and decision making, self management, team work, communication, and initiative and enterprise.

2.1. Employability and Entrepreneurial Skills

Aspect	Key Behaviour

2.2. Study Program Specific Outcomes

Study Program Specific Outcomes
(SO-1 NM) Able to bring aesthetic and added values into visual communication design works in order to solve identity, public communication and competition problems of stakeholders.

3. Topics

- Basic Perspective 1 : One Point perspective View
- Basic Perspective 2 : Two Point perspective View
- Perspective View from Observed Reality 1
- Perspective View from Observed Reality 2
- Fundamental of Drawing
- Human Figure Close Up and Detail
- Human Figure Proportions
- Human Figure in Perspective Views
- Human Figure in Poses

4. Learning Outcomes

On successful completion of this course, student will be able to:

- LO 1: Explain the perspective view drawing
- LO 2: Use drawing knowledge and technique in drawing application
- LO 3: Demonstrate drawing by direct observation
- LO 4: Create human figure drawing in ideal proportion

5. Teaching And Learning Strategies

In this course, the lecturers might deploy several teaching learning strategies, including Demonstration, Lecture, and Practice Activities.

6. Textbooks and Other Resources

6.1 Textbooks

1. Daniella Brambilla. (2015). *Human Figure Drawing: Drawing Gestures, Postures and Movements*. 01. Promopress. ISBN: 8415967047.
2. Barington, Barber. (2012). *The Fundamental of Drawing. Complete Professional Course for An Artist*. 01. Arcturus Publishing. LONDON. ISBN: 9780785828860.
3. Karl Gnass. (2016). *Head Shots An Artist's Guide To Head Drawing*. 01. 1st Books Library. ISBN: 0975281232.

The book in the first list is a must to have for each student.

6.2 Other Resources

1. <http://www.drawlikeapro.com/learning-perspective-64/>
2. <http://www.wetcanvas.com/ArtSchool/Drawing/BasicDrawing.old/Lesson1/index.html>
3. <http://draw23.com/perspective>
4. <http://www.drawlikeapro.com/drawing-people-26/>
5. <https://www.youtube.com/watch?v=yNq78n02fMQ>
6. <http://www.drawlikeapro.com/learning-perspective-64/>
7. <http://www.drawlikeapro.com/drawing-people-26/>

7. Schedule

Theory

Session/ Mode	Related LO	Topics	References
1 F2F	LO 1 LO 2	Fundamental of Drawing - Lines and Shapes Pencil Drawing Techniques - Pencil Drawing Techniques Pencil Drawing Techniques	- Main Material - The Fundamental of Drawing. Complete Professional Course for An Artist, - Fundamentals of Drawing, http://www.wetcanvas.com/ArtSchool/Drawing/BasicDrawing.old/Lesson1/index.html
2 F2F	LO 1 LO 2	Fundamental of Drawing - Lines and Shapes Pencil Drawing Techniques - Pencil Drawing Techniques Pencil Drawing Techniques	- Main Material - The Fundamental of Drawing. Complete Professional Course for An Artist, - Fundamentals of Drawing, http://www.wetcanvas.com/ArtSchool/Drawing/BasicDrawing.old/Lesson1/index.html
3 F2F	LO 1 LO 2	Basic Perspective 1 : One Point perspective View - One Point Perspective View - Basic Object	- Main Material - The Fundamental of Drawing. Complete Professional Course for An Artist, Fundamentals of Drawing, - Fundamentals of Drawing, http://draw23.com/perspective
4 F2F	LO 1 LO 2	Basic Perspective 1 : One Point perspective View - One Point Perspective View - Basic Object	- Main Material - The Fundamental of Drawing. Complete Professional Course for An Artist, Fundamental Drawing

			- Fundamentals of Drawing, http://draw23.com/perspective
5 F2F	LO 1 LO 2 LO 3	Basic Perspective 2 : Two Point perspective View - Basic object Two Point Perspective View One Point Perspective View - Two Point Perspective View - One Point Perspective View	- Main Material - The Fundamental of Drawing. Complete Professional Course for An Artist, Fundamental - Fundamentals of Drawing, https://www.youtube.com/watch?v=yNq78n02fMQ
6 F2F	LO 1 LO 2 LO 3	Basic Perspective 2 : Two Point perspective View - Basic object Two Point Perspective View One Point Perspective View - Two Point Perspective View - One Point Perspective View	- Main Material - The Fundamental of Drawing. Complete Professional Course for An Artist, Fundamental - Fundamentals of Drawing, https://www.youtube.com/watch?v=yNq78n02fMQ
7 F2F	LO 1 LO 2 LO 3	Perspective View from Observed Reality 1 - Indoor small object - Light - Object of different material - Still life composition	- Main Material - The Fundamental of Drawing. Complete Professional Course for An Artist, - Perspective, http://www.drawlikeapro.com/learning-perspective-64/
8 F2F	LO 1 LO 2 LO 3	Perspective View from Observed Reality 1 - Indoor small object - Light - Object of different material - Still life composition	- Main Material - The Fundamental of Drawing. Complete Professional Course for An Artist, - Perspective, http://www.drawlikeapro.com/learning-perspective-64/
9 F2F	LO 1 LO 2 LO 3	Perspective View from Observed Reality 1 - Indoor small object - Light - Object of different material - Still life composition	- Main Material - The Fundamental of Drawing. Complete Professional Course for An Artist, - Perspective, http://www.drawlikeapro.com/learning-perspective-64/
10 F2F	LO 1 LO 2 LO 3	Perspective View from Observed Reality 2 - Object of different material - Light - Outdoor Object - Scaling The Picture	- Main Material - Perspective, http://www.drawlikeapro.com/learning-perspective-64/
11 F2F	LO 1 LO 2 LO 3	Perspective View from Observed Reality 2 - Object of different material - Light - Outdoor Object - Scaling The Picture	- Main Material - Perspective, http://www.drawlikeapro.com/learning-perspective-64/
12 F2F	LO 1 LO 2 LO 3 LO 4	Human Figure Close Up and Detail - Arms And Hands - Feet And Legs - Mouth Eyes Nose and Ear	- Main Material - Perspective, http://www.drawlikeapro.com/drawing-people-26/
13 F2F	LO 1 LO 2	Fundamental of Drawing - Lines and Shapes Pencil Drawing Techniques	- Main Material - The Fundamental of Drawing. Complete

		- Pencil Drawing Techniques Pencil Drawing Techniques	Professional Course for An Artist, - Fundamentals of Drawing, http://www.wetcanvas.com/ArtSchool/Drawing/BasicDrawing.old/Lesson1/index.html
14 F2F	LO 1 LO 2 LO 3 LO 4	Human Figure Close Up and Detail - Arms And Hands - Feet And Legs - Mouth Eyes Nose and Ear	- Main Material - Perspective, http://www.drawlikeapro.com/drawing-people-26/
15 F2F	LO 1 LO 2 LO 3 LO 4	Human Figure Proportions - Ideal Proportion - Proportion of the Body - Proportion of Head	- Main Material - Human Figure Drawing: Drawing Gestures, Postures and Movements,
16 F2F	LO 1 LO 2 LO 3 LO 4	Human Figure Proportions - Ideal Proportion - Proportion of the Body - Proportion of Head	- Main Material - Human Figure Drawing: Drawing Gestures, Postures and Movements,
17 F2F	LO 1 LO 2 LO 3 LO 4	Human Figure in Perspective Views - Composition - Related to Eye Level	- Drawing pose and Gesture - Head Shots An Artist's Guide To Head Drawing, - Human Figure Drawing: Drawing Gestures, Postures and Movements,
18 F2F	LO 1 LO 2 LO 3 LO 4	Human Figure in Perspective Views - Composition - Related to Eye Level	- Drawing pose and Gesture - Head Shots An Artist's Guide To Head Drawing, - Human Figure Drawing: Drawing Gestures, Postures and Movements,
19 F2F	LO 1 LO 2 LO 3 LO 4	Human Figure in Poses - Simple Activities - Sitting and Standing	- Draw Human - Human Figure Drawing: Drawing Gestures, Postures and Movements, - Daniella Brambilla. 2015. Human Figure Drawing: Drawing Gestures, Postures and Movements. Promopress. . ISBN:8415967047, http://www.drawlikeapro.com/drawing-people-26/
20 F2F	LO 1 LO 2 LO 3 LO 4	Human Figure in Poses - Simple Activities - Sitting and Standing	- Draw Human - Human Figure Drawing: Drawing Gestures, Postures and Movements, - Daniella Brambilla. 2015. Human Figure Drawing: Drawing Gestures, Postures and Movements. Promopress. . ISBN:8415967047, http://www.drawlikeapro.com/drawing-people-26/

8. Evaluation

Theory

Assessment Activity	Weight	Learning Outcomes			
		1	2	3	4
Assignment	50%	√	√	√	
Mid Exam	20%	√	√	√	
Final Exam	30%	√	√	√	√

Practicum

-





Final Evaluation Score

Aspects	Weight
Theory	100%
Practicum	0%

9. A. Assessment Rubric (Study Program Specific Outcomes)

LO	Indicators	Proficiency Level			
		Excellent (85 – 100)	Good (75 – 84)	Average (65 – 74)	Poor (≤ 64)
LO 1	1.1. Ability to describe perspective drawing technique	The perspective view of drawing technique is clearly explained and correctly drawn	The perspective view of drawing technique is clearly explained and almost correctly drawn	The perspective view of drawing technique is clearly explained and less correctly drawn	The perspective view of drawing technique is not clearly explained and not correctly drawn
	1.2. Ability to draw object in perspective view	Able to draw basic objects in perspective view all in correct proportion	Able to draw basic objects in perspective view mostly in correct proportion	Able to draw basic objects in perspective view with some mistakes in proportion	Able to draw basic objects in perspective view with a lot of mistakes in proportion
LO 2	2.1. Ability to apply techniques to create light and shades	The composition of various objects under a source of light is correctly drawn	The composition of various objects under a source of light is almost correctly drawn	The composition of various objects under a source of light is less correctly drawn	The composition of various objects under a source of light is not correctly drawn
	2.2. Ability to apply techniques to create depth and volume	Able to draw a composition of various objects in different	Able to draw a composition of various objects in different	Able to draw a composition of various objects in different	Able to draw a composition of various objects in different

		materials all correct in good detail	materials mostly correct in good detail	materials averagely correct in limited detail	materials all in poor detail
LO 3	3.1. Ability to draw objects in various size	Able to draw more than 2 objects in various angle correctly	Able to draw less than 2 objects in various angle correctly	Able to draw less than 2 objects in limited angle correctly	Able to draw less than 2 objects in very limited angle correctly
	3.2. Ability to draw human detail and proportion	Able to draw human head, hands and feet all in correct proportion	Able to draw human head, hands and feet mostly in correct proportion	Able to draw human head, hands and feet with some mistakes in proportion	Able to draw human head, hands and feet with a lot of mistakes in proportion
LO 4	4.1. Ability to draw the proportion of human figure	Able to draw adult male and female proportion correctly	Able to draw adult male proportion correctly and female proportion with minor mistakes	Able to draw both adult male and female proportion with minor mistakes	Able to draw both adult male and female proportion with some mistakes
	4.2. Ability to drawing human in different simple activities	Able to draw from all 5 different angle correctly	Able to draw from 4 different angle correctly	Able to draw from only 3 different angle correctly	Able to draw from just 2 different angle correctly

Prepared by  D3613 - Wahyudi Pratama, S.Sn., M.Sn.	Checked by  D3613 - Wahyudi Pratama, S.Sn., M.Sn. Subject Content Specialist
Approved by  D3140 - Muhammad Imam Tobroni, S.Sn., M.Sn. Subject Content Coordinator	Acknowledged by  D2919 - Budi Sriherlambang, S.Sn., M in Imagineering. Head of Program – New Media