


Course Outline	
DSGN6100 Drawing II (3)	
Effective Date 01 February 2018	Study Program Visual Communication Design Revision 3

1. Course Description

This course comprises the understanding of drawing, perspective views, and ideal proportion of human figure. This course gives students basic knowledge and understanding on how to see objects in the drawing needs. This course is a basis in lectures of Illustration Design and Visual Communication Design.

2. Graduate Competency

Each course in the study program contributes to the graduate competencies that are divided into employability and entrepreneurial skills and study program specific outcomes, in which students need to have demonstrated by the time they complete their course.

BINUS University employability and entrepreneurial skills consist of planning and organizing, problem solving and decision making, self management, team work, communication, and initiative and enterprise.

2.1. Employability and Entrepreneurial Skills

Aspect	Key Behaviour

2.2. Study Program Specific Outcomes

Study Program Specific Outcomes
(SO-1) Able to create visual and printed visual communication design work that has added value and aesthetics, to overcome identity problems, mass communication, and competition problems by stakeholders.
(SO-8) able to analyze visual communication problems and producing new media design solutions

3. Topics

- Figure Drawing and Portraiture
- Variations of Human Figure
- Human and Natural environment
- Human Interaction
- Composition

4. Learning Outcomes

On successful completion of this course, student will be able to:

- LO 1: Describe Describe the human figure in gesture drawing
- LO 2: Create Create the natural world drawing
- LO 3: Create Use human figure drawing knowledge in drawing application
- LO 4: Create Create drawings which illustrate a composition/a story

5. Teaching And Learning Strategies

In this course, the lecturers might deploy several teaching learning strategies, including case studies, Demonstration, Lecture, and Practice Activities.

6. Textbooks and Other Resources

6.1 Textbooks

1. Steve Huston. (2016). *Figure Drawing for Artists: Making Every Mark Count*. 01. Rockport Publishers (June 1, 2016). MA, USA. ISBN: 1631590650.

The book in the first list is a must to have for each student.

6.2 Other Resources

1. <http://www.drawlikeapro.com/category/human-body/>
2. <http://www.howtodrawanimals.net/how-to-draw-a-horse>
3. <http://design.tutsplus.com/articles/human-anatomy-fundamentals-learning-to-see-and-draw-energy--vector-17027>
4. <http://video.about.com/drawsketch/How-to-Draw-a-Baby-Face.htm>
5. <http://www.drawlikeapro.com/category/objects/>
6. <http://lmscontent.binus.ac.id/digitalcontent/MATERI%20VIDEO%20ONLINE%20BINUS%20-%20DRAWING%201.zip>

7. Schedule

Theory

Session/ Mode	Related LO	Topics	References
1 F2F	LO 1 LO 3	Figure Drawing and Portraiture <ul style="list-style-type: none"> - Different poses - Drawing from life - Expressing movement 	<ul style="list-style-type: none"> - The Fundamentals of Drawing. A Complete Professional Course For Artists - Dare to face this talent indicator!, http://design.tutsplus.com/articles/human-anatomy-fundamentals-learning-to-see-and-draw-energy--vector-17027
2 F2F	LO 1 LO 3	Figure Drawing and Portraiture <ul style="list-style-type: none"> - Different poses - Drawing from life - Expressing movement 	<ul style="list-style-type: none"> - The Fundamentals of Drawing. A Complete Professional Course For Artists - Dare to face this talent indicator!, http://design.tutsplus.com/articles/human-anatomy-fundamentals-learning-to-see-and-draw-energy--vector-17027
3 F2F	LO 1 LO 3	Figure Drawing and Portraiture <ul style="list-style-type: none"> - Different poses - Drawing from life - Expressing movement 	<ul style="list-style-type: none"> - The Fundamentals of Drawing. A Complete Professional Course For Artists - Dare to face this talent indicator!, http://design.tutsplus.com/articles/human-anatomy-fundamentals-learning-to-see-and-draw-energy--vector-17027
4 F2F	LO 1 LO 3	Figure Drawing and Portraiture <ul style="list-style-type: none"> - Different poses - Drawing from life - Expressing movement 	<ul style="list-style-type: none"> - The Fundamentals of Drawing. A Complete Professional Course For Artists - Dare to face this talent

			indicator!, http://design.tutsplus.com/articles/human-anatomy-fundamentals-learning-to-see-and-draw-energy--vector-17027
5 F2F	LO 1 LO 3	Variations of Human Figure - Different ages and shapes - Male and female	- The Big Book of Drawing, Page 226-229, 262-263 - How To Draw Baby Face, http://video.about.com/drawsketch/How-to-Draw-a-Baby-Face.htm - Human Figure Proportions - Drawing Portrait, http://lmscontent.binus.ac.id/digitalcontent/MATERI%20VIDEO%20ONLINE%20BINUS%20-%20DRAWING%201.zip
6 F2F	LO 1 LO 3	Variations of Human Figure - Different ages and shapes - Male and female	- The Big Book of Drawing, Page 226-229, 262-263 - How To Draw Baby Face, http://video.about.com/drawsketch/How-to-Draw-a-Baby-Face.htm - Human Figure Proportions - Drawing Portrait, http://lmscontent.binus.ac.id/digitalcontent/MATERI%20VIDEO%20ONLINE%20BINUS%20-%20DRAWING%201.zip
7 F2F	LO 1 LO 3	Variations of Human Figure - Different ages and shapes - Male and female	- The Big Book of Drawing, Page 226-229, 262-263 - How To Draw Baby Face, http://video.about.com/drawsketch/How-to-Draw-a-Baby-Face.htm - Human Figure Proportions - Drawing Portrait, http://lmscontent.binus.ac.id/digitalcontent/MATERI%20VIDEO%20ONLINE%20BINUS%20-%20DRAWING%201.zip
8 F2F	LO 1 LO 3	Variations of Human Figure - Different ages and shapes - Male and female	- The Big Book of Drawing, Page 226-229, 262-263 - How To Draw Baby Face, http://video.about.com/drawsketch/How-to-Draw-a-Baby-Face.htm - Human Figure Proportions - Drawing Portrait, http://lmscontent.binus.ac.id/digitalcontent/MATERI%20VIDEO%20ONLINE%20BINUS%20-%20DRAWING%201.zip
9 F2F	LO 1 LO 3	Variations of Human Figure - Different ages and shapes	- The Big Book of Drawing, Page 226-229, 262-263

		- Male and female	- How To Draw Baby Face, http://video.about.com/drawsketch/How-to-Draw-a-Baby-Face.htm - Human Figure Proportions - Drawing Portrait, http://lmscontent.binus.ac.id/digitalcontent/MATERI%20VIDEO%20ONLINE%20BINUS%20-%20DRAWING%201.zip
10 GSLC	LO 1 LO 2 LO 3	Human and Natural environment - Human and animals in movement - Human and landscape	- The Big Book of Drawing, Page 308-370, 114-128 - How To draw a Horse, http://www.howtodrawanimal.s.net/how-to-draw-a-horse
11 F2F	LO 1 LO 2 LO 3	Human and Natural environment - Human and animals in movement - Human and landscape	- The Big Book of Drawing, Page 308-370, 114-128 - How To draw a Horse, http://www.howtodrawanimal.s.net/how-to-draw-a-horse
12 F2F	LO 1 LO 2 LO 3	Human and Natural environment - Human and animals in movement - Human and landscape	- The Big Book of Drawing, Page 308-370, 114-128 - How To draw a Horse, http://www.howtodrawanimal.s.net/how-to-draw-a-horse
13 F2F	LO 1 LO 2 LO 3	Human and Natural environment - Human and animals in movement - Human and landscape	- The Big Book of Drawing, Page 308-370, 114-128 - How To draw a Horse, http://www.howtodrawanimal.s.net/how-to-draw-a-horse
14 F2F	LO 1 LO 2 LO 3	Human Interaction - Emotional content - Expressions in attitudes	- The Fundamentals of Drawing. A Complete Professional Course For Artists, page 156-171, 184-185 - Dare to face this talent indicator!, http://www.drawlikeapro.com/category/human-body/
15 GSLC	LO 1 LO 2 LO 3	Human Interaction - Emotional content - Expressions in attitudes	- The Fundamentals of Drawing. A Complete Professional Course For Artists, page 156-171, 184-185 - Dare to face this talent indicator!, http://www.drawlikeapro.com/category/human-body/
16 F2F	LO 1 LO 2 LO 3	Human Interaction - Emotional content - Expressions in attitudes	- The Fundamentals of Drawing. A Complete Professional Course For Artists, page 156-171, 184-185 - Dare to face this talent indicator!, http://www.drawlikeapro.com/category/human-body/
17 F2F	LO 1 LO 2	Composition - Balancing a composition	- The Fundamentals of Drawing. A Complete

	LO 3 LO 4	- Movement in composition - Variation on a theme	Professional Course For Artists, Artists, page 178-197 - Dare to face this talent indicator!, http://www.drawlikeapro.com/category/objects/
18 F2F	LO 1 LO 2 LO 3 LO 4	Composition - Balancing a composition - Movement in composition - Variation on a theme	- The Fundamentals of Drawing. A Complete Professional Course For Artists, Artists, page 178-197 - Dare to face this talent indicator!, http://www.drawlikeapro.com/category/objects/
19 F2F	LO 1 LO 2 LO 3 LO 4	Composition - Balancing a composition - Movement in composition - Variation on a theme	- The Fundamentals of Drawing. A Complete Professional Course For Artists, Artists, page 178-197 - Dare to face this talent indicator!, http://www.drawlikeapro.com/category/objects/
20 F2F	LO 1 LO 2 LO 3 LO 4	Composition - Balancing a composition - Movement in composition - Variation on a theme	- The Fundamentals of Drawing. A Complete Professional Course For Artists, Artists, page 178-197 - Dare to face this talent indicator!, http://www.drawlikeapro.com/category/objects/

8. Evaluation

Theory

Assessment Activity	Weight	Learning Outcomes			
		1	2	3	4
Assignment	50%	√	√	√	
Mid Exam	20%	√	√	√	
Final Exam	30%	√	√	√	√

Practicum

-





Final Evaluation Score

Aspects	Weight
Theory	100%
Practicum	0%

9. A. Assessment Rubric (Study Program Specific Outcomes)

LO	Indicators	Proficiency Level			
		Excellent (85 – 100)	Good (75 – 84)	Average (65 – 74)	Poor (≤ 64)
LO 1	1.1. Ability to describe human figures by quick sketches	The human figures by quick is clearly and completely described with correct human proportions	The sketch is not completed in a given due time with fully correct human proportions	The sketch is not completed in a given due time with mostly correct human proportions	the sketch is not completed in a given due time with moderately correct human proportions
	1.2. Ability to draw human figures in different poses	Draw different poses in various angles with fully correct human proportions	Draw different poses in various angles with mostly correct human proportions	Draw different poses in limited angles with moderately correct human proportions	Draw different poses in limited angle with poorly correct human proportions
LO 2	2.1. Ability understand the differences between anatomy of human and other mammals	Draw all 5 mammals anatomy correctly in a certain period of time given	Draw 4 mammals anatomy correctly in a certain period of time given	Draw only 3 mammals anatomy correctly in a certain period of time given	Draw just 2 mammals anatomy correctly in a certain period of time given
	2.2. Ability to create outdoor drawing by direct observations	Draw from all 5 different angle correctly in a certain period of time given	Draw from 4 different angle correctly in a certain period of time given	Draw from only 3 different angle correctly in a certain period of time given	Draw from just 2 different angle correctly in a certain period of time given
LO 3	3.1. Ability Drawing human in different activities	Draw all different poses in various angle	Draw all different poses in limited angle	Draw limited poses in limited angle	Draw very limited poses in limited angle
	3.2. Ability Drawing human in interaction with nature	Draw human in interaction with animal that show all correct proportion in good detail	Draw human in interaction with animal that show mostly correct proportion in good detail	Draw human in interaction with animal with averagely correct proportion in limited detail	Draw human in interaction with animal without poor proportion in good detail
LO 4	4.1. Ability to explain the composition from famous artists masterpieces	Compose pictures copying from 4 different artist correctly	Compose pictures copying from 3 different artist correctly	Compose pictures copying from just 2 different artist correctly	Compose pictures copying from just 1 different artist correctly
	4.2. Ability to applied the golden section	Compose	Compose	Compose	Compose

	composition from four different famous artists	picture that applying the all 4 golden section composition s correctly	picture that applying 3 golden section composition s correctly	picture that applying just 2 golden section composition s correctly	picture that applying just 1 golden section composition s correctly
--	--	--	--	---	---

Prepared by  D3613 - Wahyudi Pratama, S.Sn., M.Sn.	Checked by  D3613 - Wahyudi Pratama, S.Sn., M.Sn. Subject Content Specialist
Approved by  D3140 - Muhammad Imam Tobroni, S.Sn., M.Sn. Subject Content Coordinator	Acknowledged by  D2919 - Budi Sriherlambang, S.Sn., M in Imagineering. Head of Program - New Media

